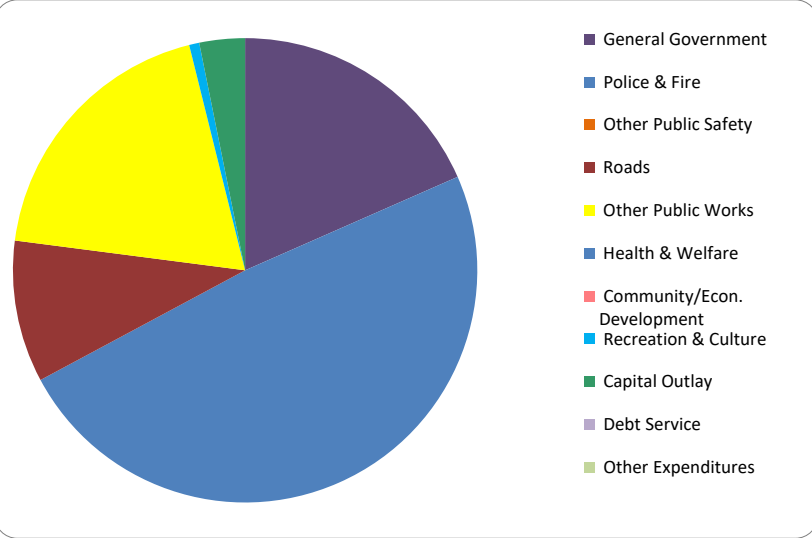


CITIZEN'S GUIDE TO LOCAL UNIT FINANCES - Village of Almont (443010)

EXPENDITURES

1. Where we spend our money (all governmental funds)

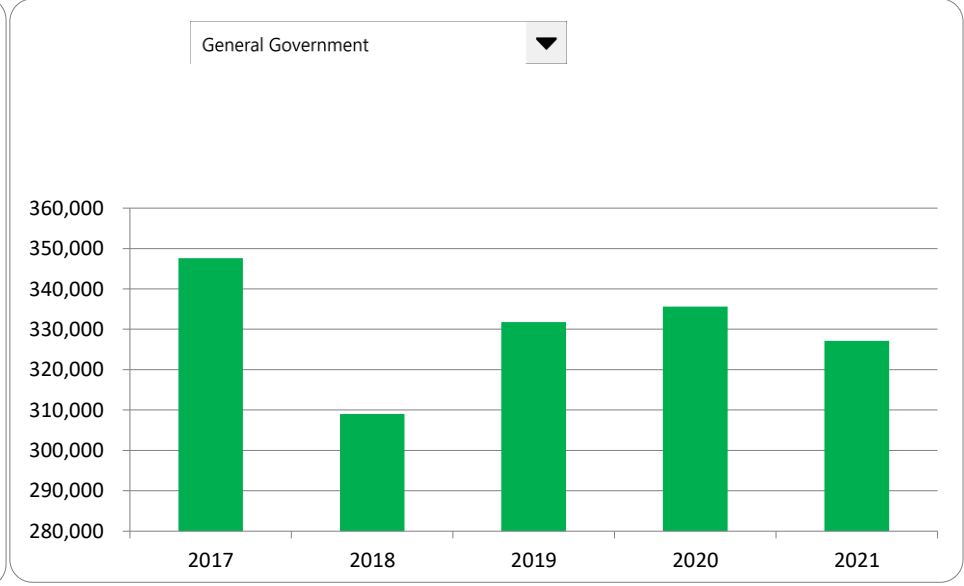
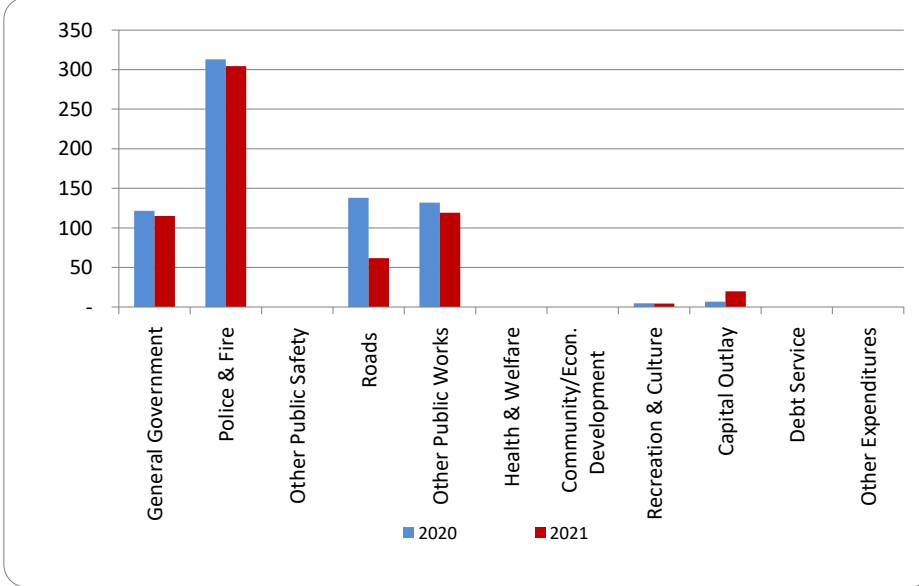
2. Compared to the prior year



	<u>2020</u>	<u>2021</u>	<u>% change</u>
General Government	\$ 335,638	\$ 327,104	-2.54%
Police & Fire	864,786	866,532	0.20%
Other Public Safety	-	-	N/A
Roads	381,169	175,606	-53.93%
Other Public Works	364,618	339,009	-7.02%
Health & Welfare	-	-	N/A
Community/Econ. Development	-	-	N/A
Recreation & Culture	13,121	12,497	-4.76%
Capital Outlay	18,501	56,334	204.49%
Debt Service	-	-	N/A
Other Expenditures	-	-	N/A
Total Expenditures	<u>\$ 1,977,833</u>	<u>\$ 1,777,082</u>	-10.15%

3. Spending per capita - compared to the prior year

4. Historical trends of individual departments:



Commentary:

For more information on our unit's finances, contact David Trent at (810) 798-8528.