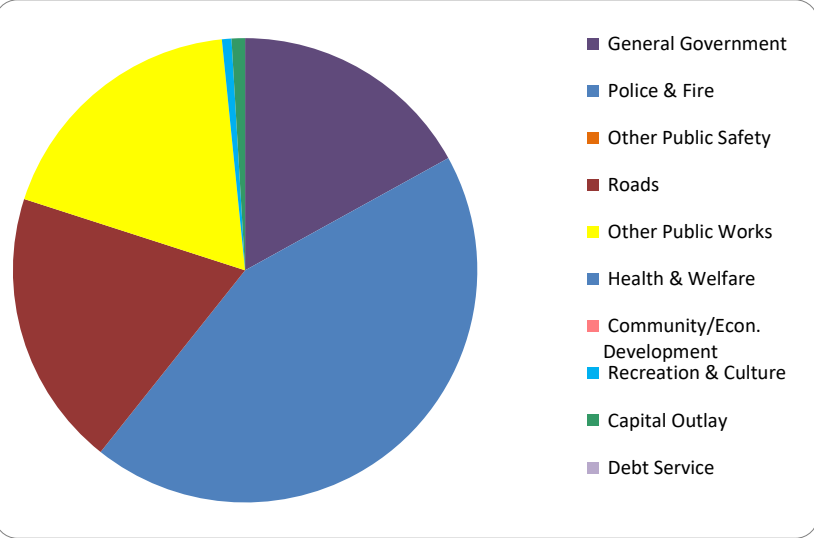


CITIZEN'S GUIDE TO LOCAL UNIT FINANCES - Village of Almont (443010)

EXPENDITURES

1. Where we spend our money (all governmental funds)

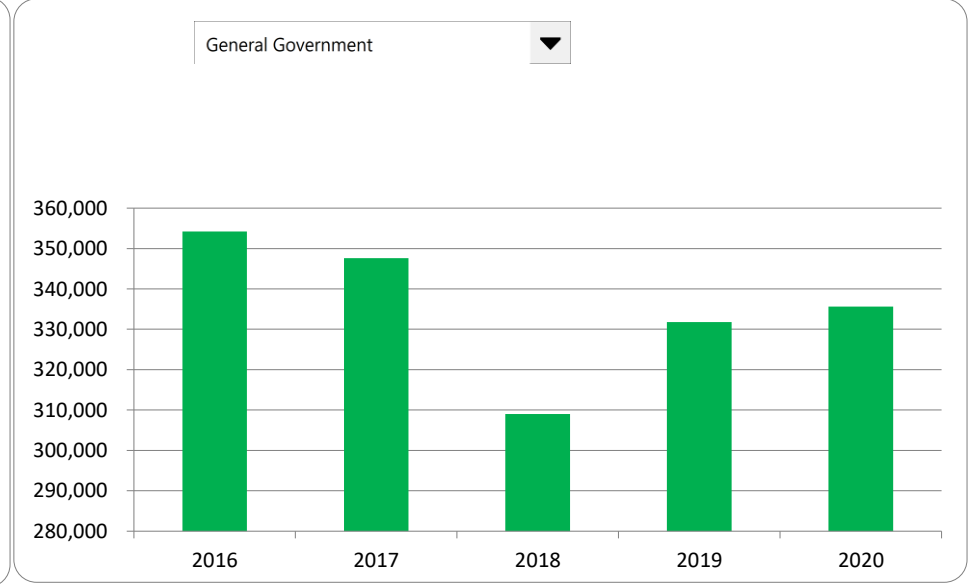
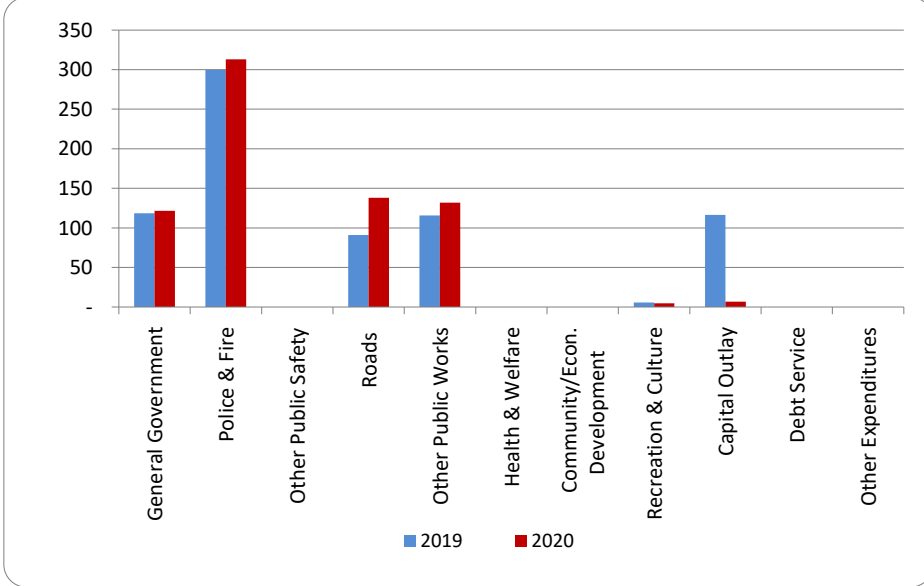
2. Compared to the prior year



	<u>2019</u>	<u>2020</u>	<u>% change</u>
General Government	\$ 331,808	\$ 335,638	1.15%
Police & Fire	839,081	864,786	3.06%
Other Public Safety	-	-	N/A
Roads	254,884	381,169	49.55%
Other Public Works	324,604	364,618	12.33%
Health & Welfare	-	-	N/A
Community/Econ. Development	-	-	N/A
Recreation & Culture	16,047	13,121	-18.23%
Capital Outlay	325,647	18,501	-94.32%
Debt Service	-	-	N/A
Other Expenditures	-	-	N/A
Total Expenditures	\$ 2,092,071	\$ 1,977,833	-5.46%

3. Spending per capita - compared to the prior year

4. Historical trends of individual departments:



Commentary:

For more information on our unit's finances, contact Michael Connors at (810) 798-8528.