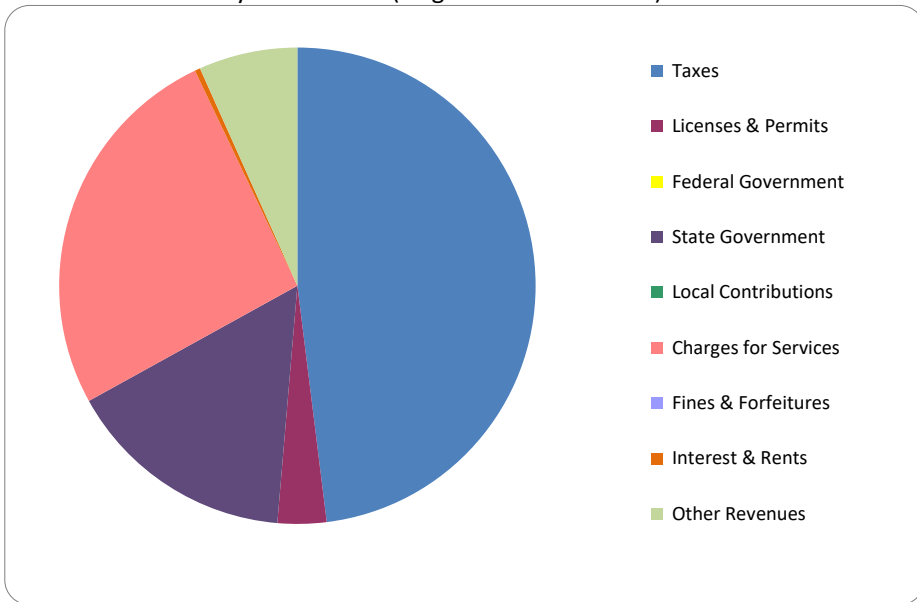


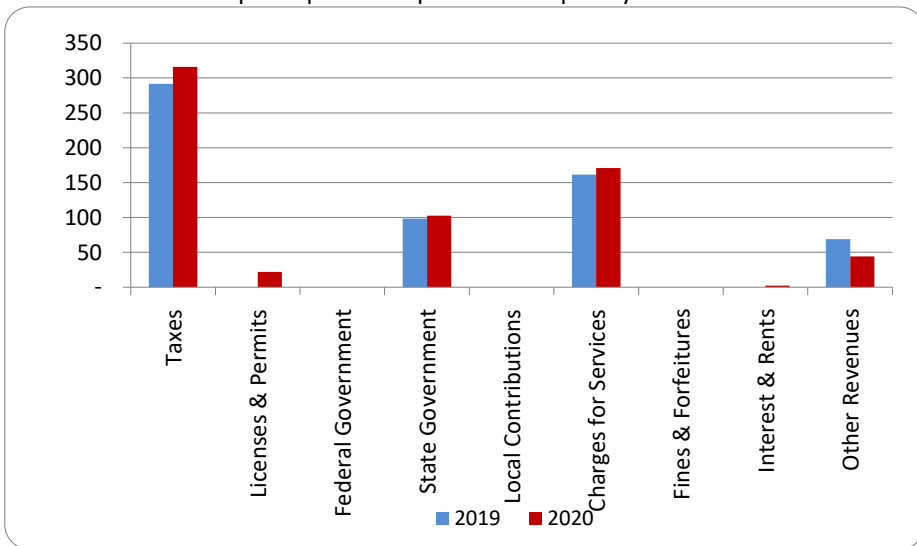
1. Where our money comes from (all governmental funds)



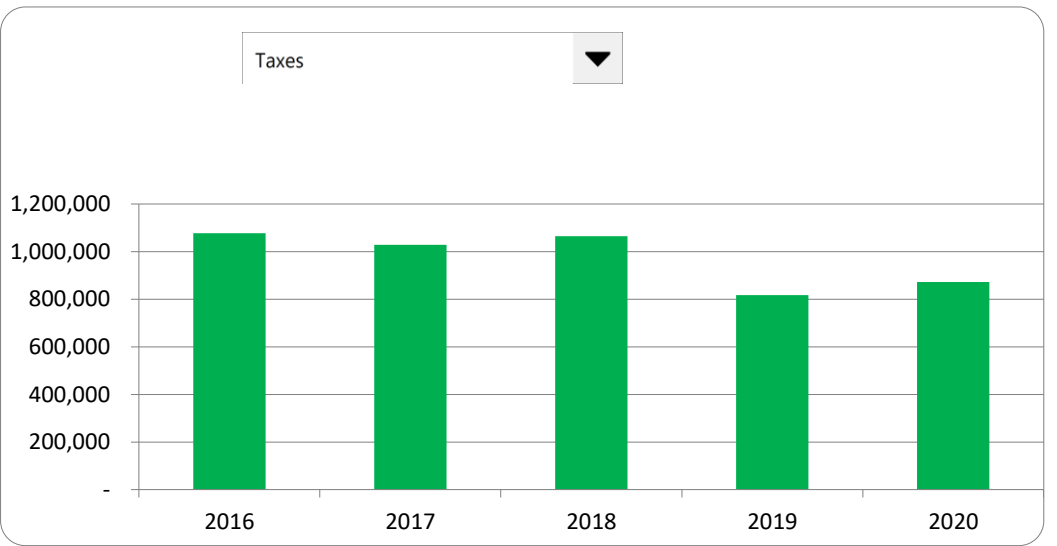
2. Compared to the prior year

	<u>2019</u>	<u>2020</u>	<u>% change</u>
Taxes	\$ 816,664	\$ 871,902	6.76%
Licenses & Permits	-	60,112	N/A
Federal Government	-	-	N/A
State Government	275,225	283,592	3.04%
Local Contributions	-	-	N/A
Charges for Services	452,018	471,165	4.24%
Fines & Forfeitures	-	-	N/A
Interest & Rents	-	6,707	N/A
Other Revenues	193,190	121,750	-36.98%
Total Revenues	\$ 1,737,097	\$ 1,815,228	4.50%

3. Revenue sources per capita - compared to the prior year



4. Historical trends of individual sources



Commentary:

For more information on our unit's finances, contact Michael Connors at (810) 798-8528.