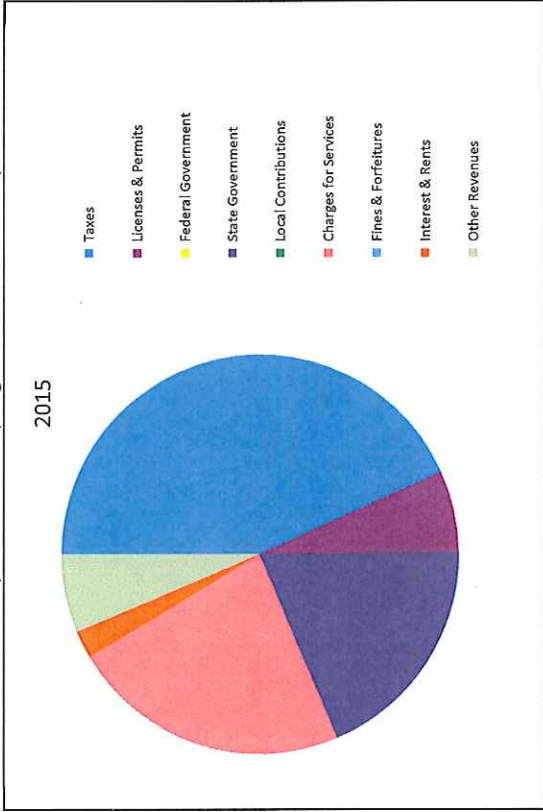


**CITIZENS' GUIDE TO LOCAL UNIT FINANCES - Almont - Lapeer**

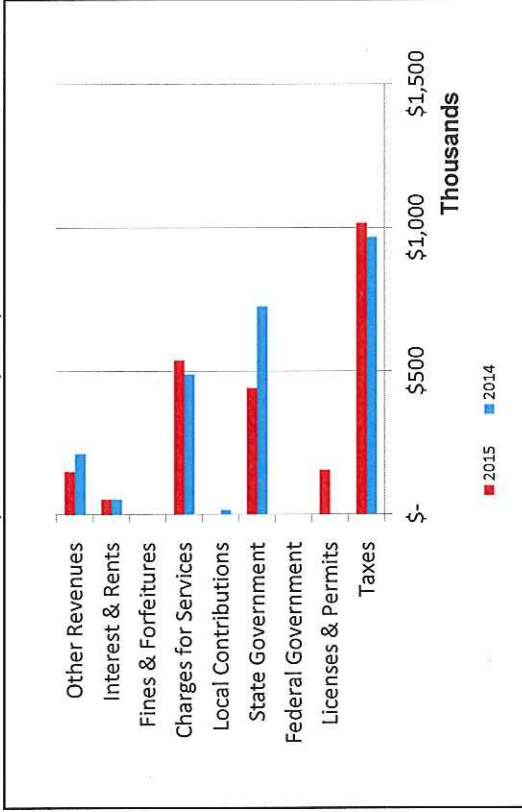
1. Where our money comes from (all governmental funds)



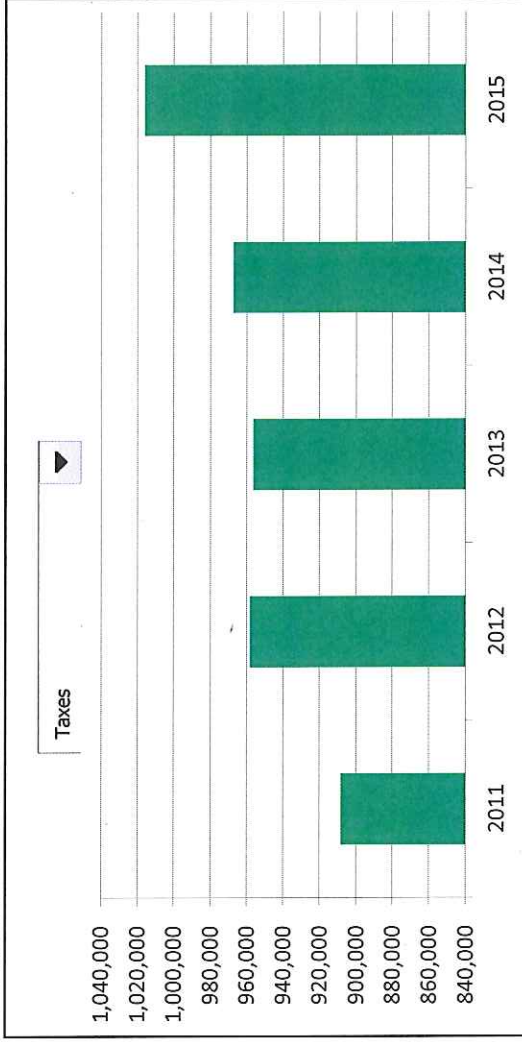
2. Compared to the prior year

	2014	2015	Change
Taxes	\$ 967,269	\$ 1,015,940	5.03%
Licenses & Permits	\$ 2,261	\$ 155,058	6757.94%
Federal Government	\$ -	\$ -	N/A
State Government	\$ 726,012	\$ 440,920	-39.27%
Local Contributions	\$ 15,801	\$ -	-100.00%
Charges for Services	\$ 489,379	\$ 536,538	9.64%
Fines & Forfeitures	\$ -	\$ -	N/A
Interest & Rents	\$ 53,101	\$ 52,624	-0.90%
Other Revenues	\$ 212,059	\$ 149,352	-29.57%
<b>Total Revenues</b>	<b>\$ 2,465,882</b>	<b>\$ 2,350,432</b>	<b>-4.68%</b>

3. Revenue sources - compared to the prior year



4. Historical trends of individual sources

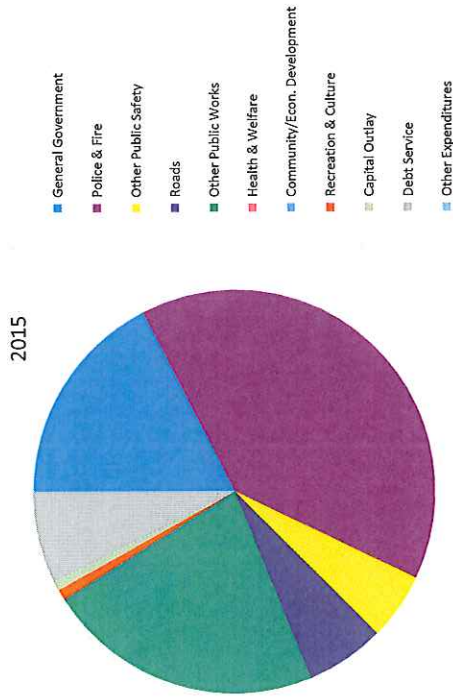


Commentary:

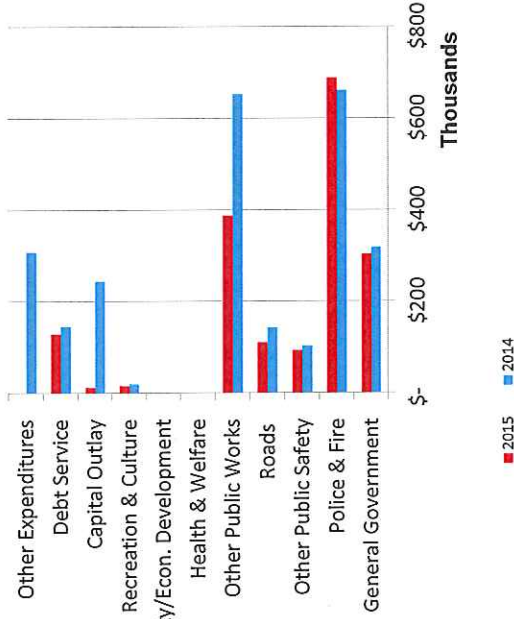
For more information on our unit's finances, contact Sarah Moyer-Cale at 810-798-8528.

CITIZENS' GUIDE TO LOCAL UNIT FINANCES - Almont - Lapeer

1. Where we spend our money (all governmental funds)



3. Spending - compared to the prior year



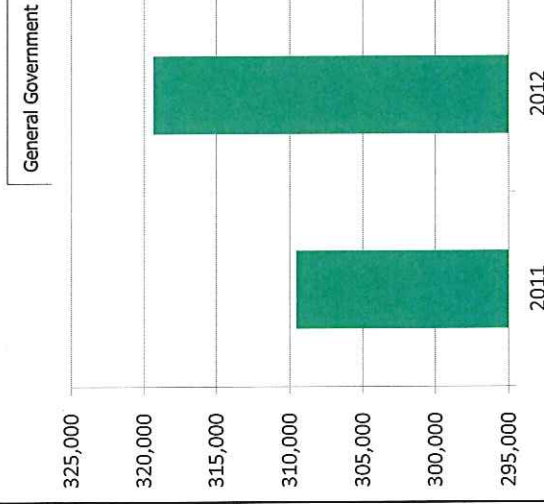
Commentary:

For more information on our unit's finances, contact Sarah Moyer-Cale at 810-798-8528.

2. Compared to the prior year

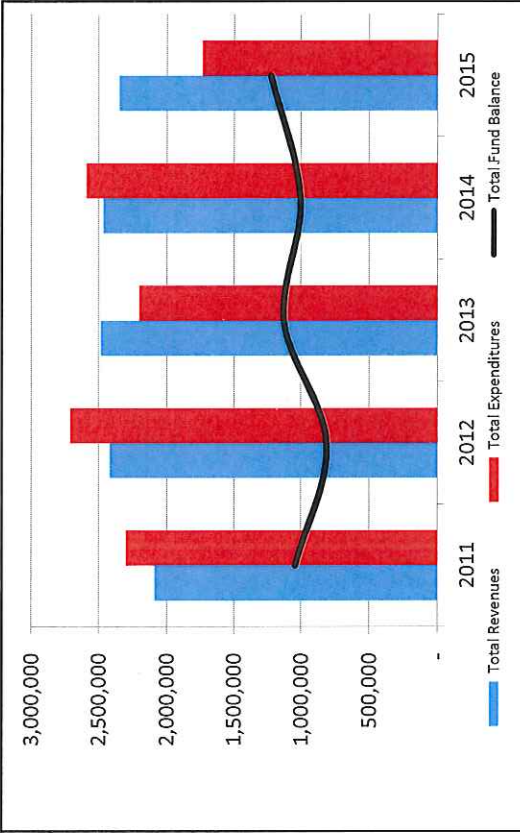
	2014	2015	Change
General Government	\$ 318,175	\$ 303,197	-4.71%
Police & Fire	\$ 660,951	\$ 688,821	4.22%
Other Public Safety	\$ 102,912	\$ 92,658	-9.96%
Roads	\$ 142,643	\$ 110,502	-22.53%
Other Public Works	\$ 652,642	\$ 387,430	-40.64%
Health & Welfare	\$ -	\$ -	N/A
Community/Econ. Development	\$ -	\$ -	N/A
Recreation & Culture	\$ 19,473	\$ 15,418	-20.82%
Capital Outlay	\$ 244,356	\$ 11,645	-95.23%
Debt Service	\$ 145,613	\$ 128,303	-11.89%
Other Expenditures	\$ 307,566	\$ -	-100.00%
<b>Total Expenditures</b>	<b>\$ 2,594,331</b>	<b>\$ 1,737,974</b>	<b>-33.01%</b>

4. Historical trends of individual departments:



**CITIZENS' GUIDE TO LOCAL UNIT FINANCES - Almont - Lapeer**

1. How have we managed our governmental fund resources (fund balance)



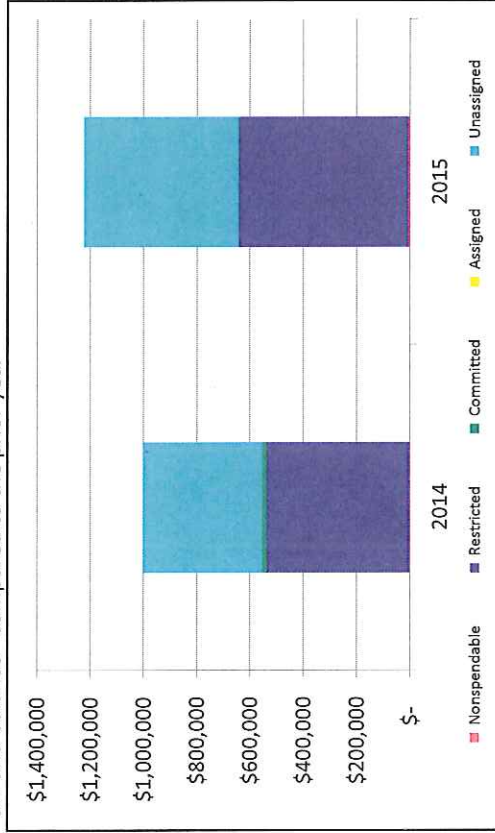
2. Compared to the prior year

	2014	2015	Change
Revenues	\$ 2,465,882	\$ 2,350,432	-4.68%
Expenditures	\$ 2,594,331	\$ 1,737,974	-33.01%
Surplus (Shortfall)	\$ (128,449)	\$ 612,458	-576.81%

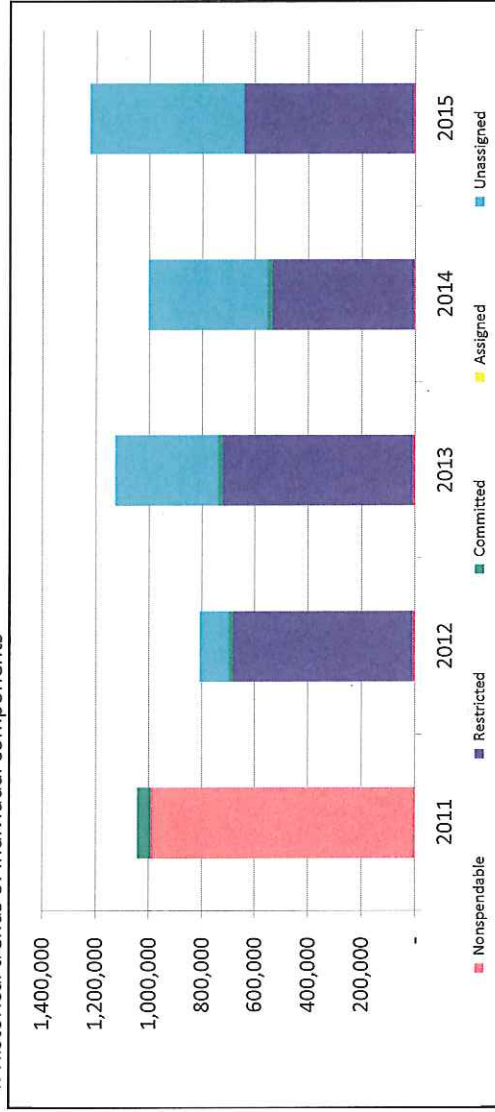
  

Fund balance, by component:	2014	2015	Change
Nonspendable	\$ 5,056	\$ 6,803	34.55%
Restricted	\$ 531,548	\$ 636,884	19.82%
Committed	\$ 17,569	\$ -	-100.00%
Assigned	\$ -	\$ -	N/A
Unassigned	\$ 449,305	\$ 580,244	29.14%
Total Fund Balance	\$ 1,003,478	\$ 1,223,931	21.97%

3. Fund balance - compared to the prior year



4. Historical trends of individual components



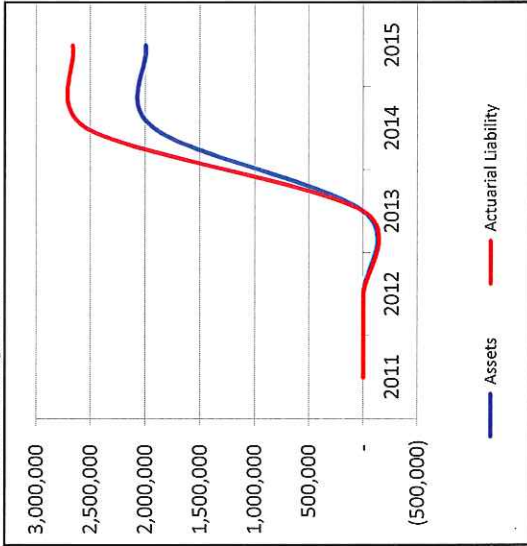
Commentary:

For more information on our unit's finances, contact Sarah Moyer-Cale at 810-798-8528.

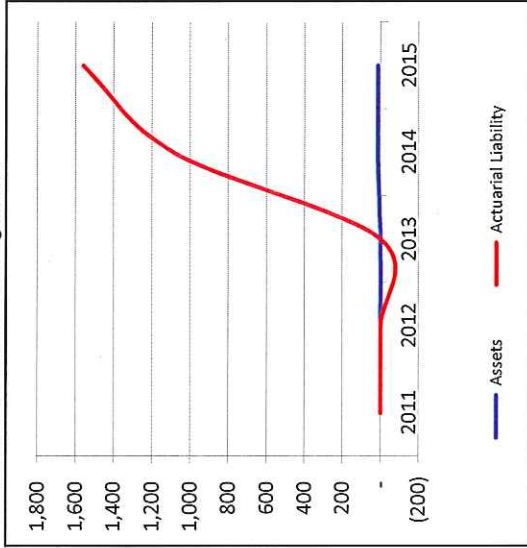


**CITIZENS' GUIDE TO LOCAL UNIT FINANCES - Almont - Lapeer**

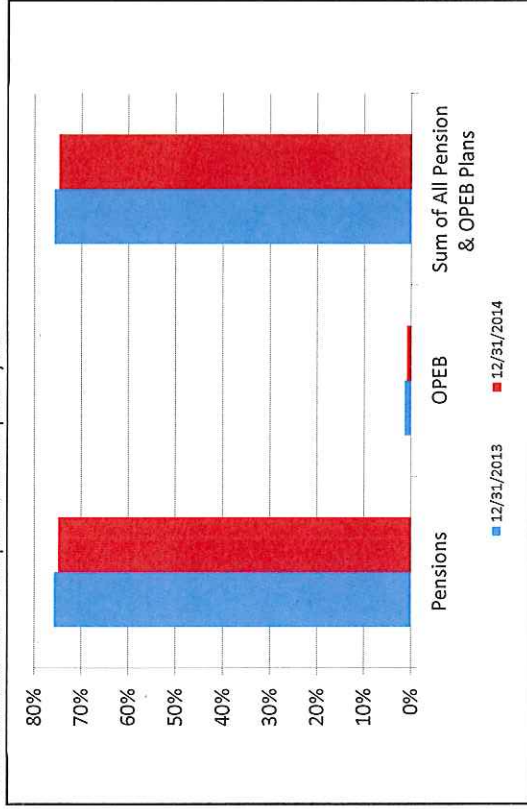
1. Pension funding status



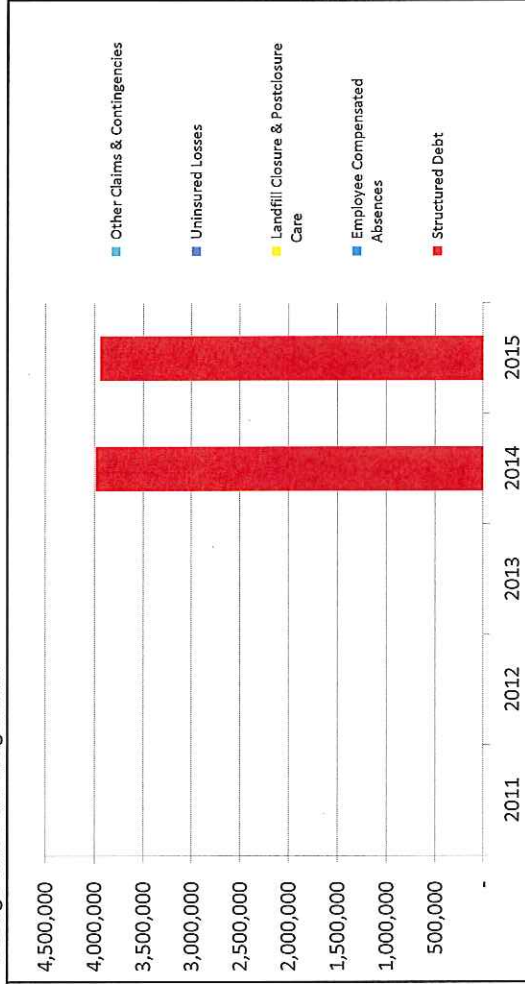
2. Retiree Health care funding status



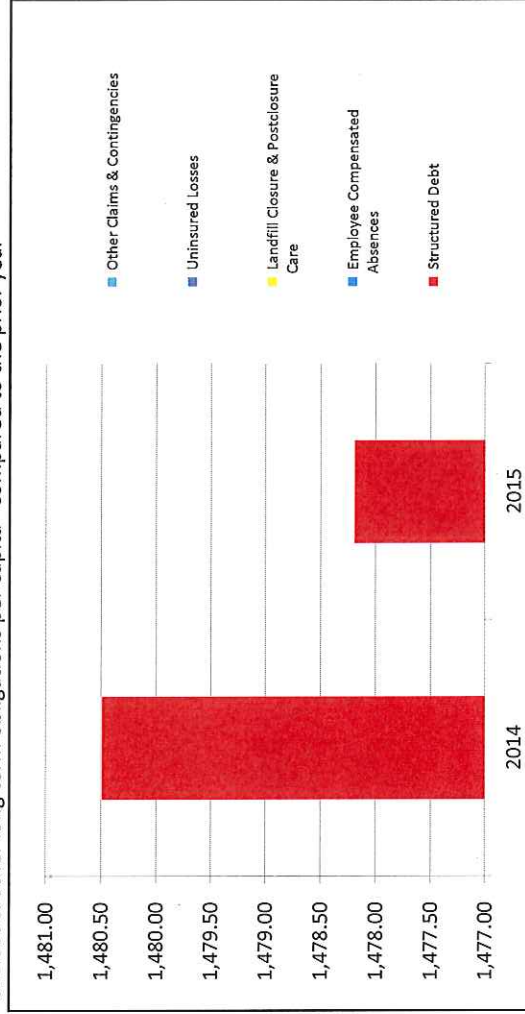
3. Percent funded - compared to the prior year



4. Long Term Debt obligations:



5. Debt & other long term obligations per capita - compared to the prior year



Commentary:

For more information on our unit's finances, contact Sarah Moyer-Cale at 810-798-8528.