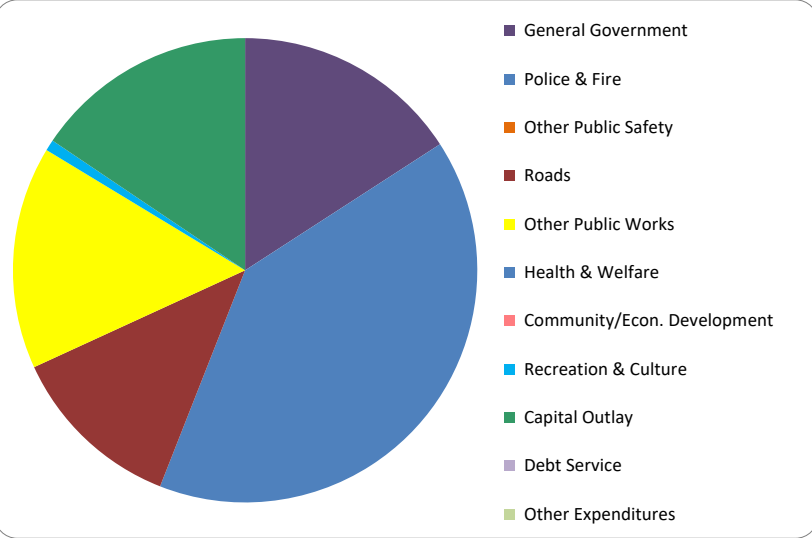


CITIZEN'S GUIDE TO LOCAL UNIT FINANCES - Village of Almont (443010)

EXPENDITURES

1. Where we spend our money (all governmental funds)

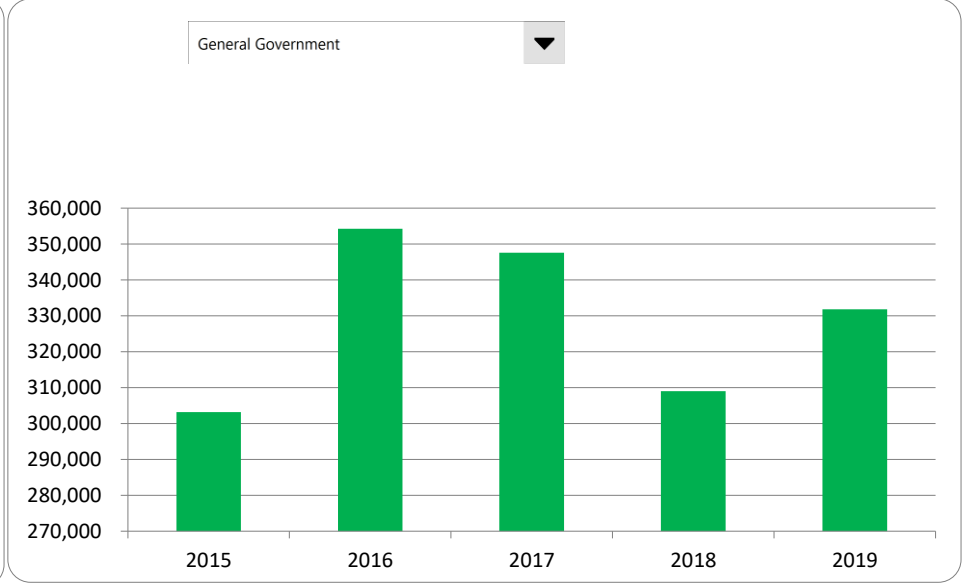
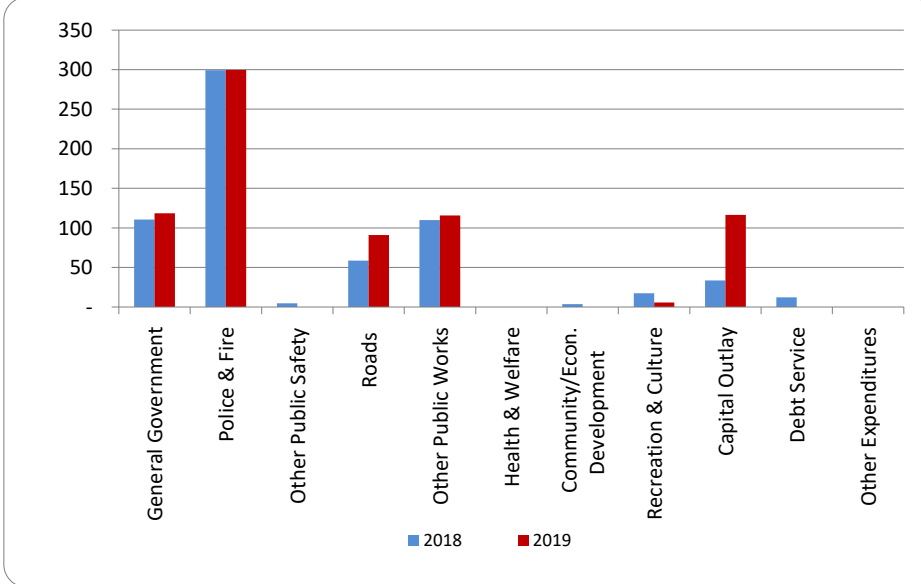
2. Compared to the prior year



	<u>2018</u>	<u>2019</u>	<u>% change</u>
General Government	\$ 309,025	\$ 331,808	7.37%
Police & Fire	837,657	839,081	0.17%
Other Public Safety	13,316	-	-100.00%
Roads	163,949	254,884	55.47%
Other Public Works	306,943	324,604	5.75%
Health & Welfare	-	-	N/A
Community/Econ. Development	10,473	-	-100.00%
Recreation & Culture	49,008	16,047	-67.26%
Capital Outlay	93,648	325,647	247.74%
Debt Service	34,660	-	-100.00%
Other Expenditures	-	-	N/A
Total Expenditures	<u>\$ 1,818,679</u>	<u>\$ 2,092,071</u>	15.03%

3. Spending per capita - compared to the prior year

4. Historical trends of individual departments:



Commentary:

For more information on our unit's finances, contact Michael Connors at (810) 798-8528.